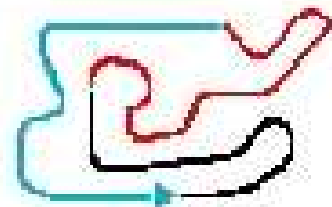




Chp.Ile de France
Le Mans 25-26 Avril 2015



KZ G

Chp.IDF KZ G

Pre-Final (PF)

Résultats

Document 12.1 OFFICIEL

Sous réserve du contrôle technique ou d'incidents d'ordre sportif

Clt	N°	Pilote	Club	Chassis	Meilleur S1	Meilleur S2	Meilleur S3	Meilleur tour	Interv.	Ecart	Pénalité points
1	▲4	55	GROSSO Emilien	Angerville	Tony	18.130	26.167	20.156	1:04.801		
2	▼1	5	CAPIETTO Guillaume	Dourdan	Ricardo	18.177	26.230	20.331	1:05.043	0.619	0.619
3	▼1	11	GUILVERT Gregory	Dammarie	Birel	18.118	26.067	20.310	1:04.796	1.209	1.828
4	▼1	2	DZIADUS Laurent	Sens-Paris	Intrepid	18.346	26.294	20.335	1:05.074	1.557	3.385
5	▼1	44	GALICHON Emmanuel	Rosny	Birel-Art	17.912	26.132	19.863	1:04.097	0.597	3.982
6	▲1	6	ROBILLOT Arnaud	Champagne	Tony	18.434	26.549	20.473	1:05.760	6.519	10.501
7	▲1	10	MORANDI Laurent	Sens-Paris	Birel-Art	18.447	26.758	20.445	1:05.970	2.007	12.508
8	▲5	17	WEISSEN Laurent	Cormeilles	Tony	18.559	26.720	20.480	1:05.906	1.273	13.781
9	▲9	9	MORONI Rodolphe	Sens-Paris	Tony	18.486	26.638	20.432	1:05.715	6.053	19.834
10	▼4	12	VALLEE Stéphane	Sens-Paris	Oberon	18.436	26.722	20.671	1:05.881	0.534	20.368
11	▲4	24	GOLLART Anthony	Kartland	Tony	18.833	26.825	20.432	1:06.345	6.852	27.220
12	▼1	4	BASTID Didier	Cormeilles	Sodi	18.865	27.232	20.643	1:06.949	1.573	28.793
13	▼1	18	LEROY Philippe	Dourdan	C.R.G.	18.863	27.246	20.631	1:06.922	0.815	29.608
14	▼5	7	MADDALENA Eddy	Cormeilles	Tony	18.900	27.237	20.695	1:06.875	0.685	30.293
15	▲2	3	DA COSTA François	Cormeilles	Sodi	19.041	27.253	20.773	1:07.238	1.142	31.435
16	▼2	14	TARDIVOT Ludovic	Angerville	D.C. one	19.039	27.234	20.824	1:07.195	2.238	33.673
17	▼1	20	FAIVRE Jean-Christophe	Dourdan	C.R.G.	19.224	27.476	20.914	1:08.047	6.544	40.217
18	▼8	1	ETEKI Martin	Meudon	Birel-Art	19.072	27.111	20.642	1:07.083	3 Tours	3 Tours

Non classés

	19	MARTINS Wilfried	Rosny	Merlin							Non partant
--	----	-------------------------	-------	--------	--	--	--	--	--	--	--------------------

Tête de course : N°5 CAPIETTO Guillaume (1-9) / N°55 GROSSO Emilien (10-11)

Départ : 26/04 - 15:00:41

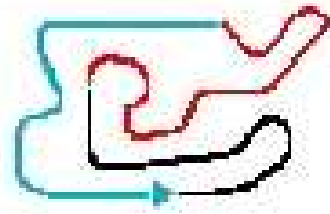
Meilleur tour : N°44 GALICHON Emmanuel 1:04.097

Météo : Pluie Air : 14°C Piste : Mouillée

Record de l'épreuve : N°5 CAPIETTO Guillaume 52.209



Chp.Ile de France
Le Mans 25-26 Avril 2015



KZ G

Chp.IDF KZ G

Pre-Final (PF)

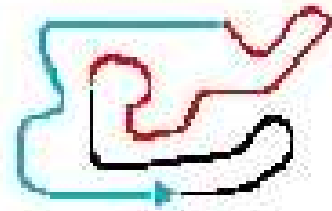
Tableau des tours

Pour information, sans valeur officielle

	1	2	3	4	5	6	7	8	9	10	11	12	13	14	15	16	17	18	19
Grille	5	11	2	44	55	12	6	10	7	1	4	18	17	14	24	20	3	9	19

Départ	5	2	11	44	55	12	6	10	1	4	17	18	7	24	14	3	9	20
---------------	---	---	----	----	----	----	---	----	---	---	----	----	---	----	----	---	---	----

Tour 1 Intervalle	5	2 0.5	11 0.1	55 0.6	44 0.6	6 0.3	12 0.4	10 0.2	17 0.8	1 0.5	18 0.5	24 0.5	4 0.3	3 0.5	14 0.4	7 0.3	9 0.0	20 1.0
Tour 2	5	2 0.8	55 0.2	11 0.3	44 1.2	6 0.4	12 1.1	10 0.1	17 0.6	1 1.6	18 1.7	24 0.5	4 0.2	3 0.5	9 0.0	14 0.2	7 0.5	20 0.7
Tour 3	5	55 1.3	2 0.2	11 0.2	44 1.2	6 0.6	12 1.2	10 0.4	17 0.7	1 2.4	18 2.2	24 0.3	4 0.6	9 0.1	3 0.8	14 0.1	7 0.2	20 1.2
Tour 4	5	55 1.3	2 0.6	11 0.3	44 0.8	6 1.3	10 1.8	17 0.7	12 0.4	1 3.2	18 2.0	24 0.4	9 0.1	4 0.9	3 0.9	14 0.4	7 0.2	20 1.7
Tour 5	5	55 1.2	2 1.2	11 0.2	44 3.1	6 0.0	10 1.4	17 0.8	12 1.2	1 3.9	9 1.4	18 0.4	24 0.1	4 1.1	3 1.0	14 0.5	7 0.3	20 2.4
Tour 6	5	55 1.0	2 1.4	11 0.5	6 3.6	44 0.4	10 1.1	17 1.1	12 2.2	1 4.4	9 0.2	24 1.2	18 0.6	4 0.5	3 1.2	14 0.7	7 0.2	20 3.0
Tour 7	5	55 0.7	2 2.1	11 0.2	44 4.1	6 1.0	10 1.3	17 0.9	12 3.2	9 3.8	1 1.6	24 0.3	18 0.5	4 0.5	3 1.4	14 0.7	7 0.4	20 3.8
Tour 8	5	55 0.3	2 2.1	11 0.1	44 4.2	6 1.5	10 1.8	17 0.4	12 4.7	9 2.2	X 4.1	24 0.1	18 0.3	4 0.3	3 1.0	7 1.2	14 0.4	20 4.3
Tour 9	5	55 0.2	11 2.5	2 0.1	44 3.2	6 3.1	10 1.9	17 0.7	12 5.3	9 1.5	24 6.2	4 0.2	18 0.6	3 0.5	7 0.1	14 1.4	20 5.3	
Tour 10	55	5 0.2	11 1.8	2 1.0	44 2.0	6 4.4	10 2.2	17 1.1	12 5.5	9 0.6	24 6.8	4 0.8	18 1.1	7 0.6	3 0.6	14 1.3	20 6.0	
Tour 11	55	5 0.6	11 1.2	2 1.5	44 0.5	6 6.5	10 2.0	17 1.2	9 6.0	12 0.5	24 6.8	4 1.5	18 0.8	7 0.6	3 1.1	14 2.2	20 6.5	



KZ G Chp.IDF KZ G
Pre-Final (PF)
Analyse des tours

Pour information, sans valeur officielle

Tours Secteur 1 Secteur 2 Secteur 3 mps au tour

N°1 ETEKI Martin

1	20.698	28.133	20.841	1:09.672
2	19.301	27.228	20.642	1:07.171
3	19.232	27.111	20.740	1:07.083
4	19.072	27.210	21.145	1:07.427
5	19.239	27.754	20.787	1:07.780
6	19.086	27.421	21.106	1:07.613
7	19.838	27.505	20.998	1:08.341
8	19.460	27.716	21.062	1:08.238

N°2 DZIADUS Laurent

1	19.986	26.613	20.446	1:07.045
2	18.555	26.294	20.559	1:05.408
3	18.631	26.593	20.658	1:05.882
4	18.587	26.660	20.377	1:05.624
5	18.618	26.376	20.559	1:05.553
6	18.346	26.319	20.409	1:05.074
7	18.601	26.527	20.397	1:05.525
8	18.360	26.561	20.335	1:05.256
9	18.478	26.513	20.660	1:05.651
10	18.783	26.367	20.528	1:05.678
11	18.545	26.607	20.398	1:05.550

N°3 DA COSTA François

1	21.269	28.001	21.039	1:10.309
2	19.389	27.481	21.526	1:08.396
3	19.501	27.416	21.357	1:08.274
4	19.334	27.403	20.996	1:07.733
5	19.132	27.479	20.773	1:07.384
6	19.041	27.362	21.007	1:07.410
7	19.194	27.253	20.791	1:07.238
8	19.054	27.442	20.843	1:07.339
9	19.086	27.577	21.224	1:07.887
10	19.128	27.305	21.759	1:08.192
11	19.094	27.462	20.908	1:07.464

N°4 BASTID Didier

1	21.335	28.175	20.918	1:10.428
2	19.532	27.612	21.200	1:08.344
3	19.311	27.447	21.088	1:07.846
4	19.425	27.552	20.843	1:07.820
5	19.120	27.353	20.823	1:07.296
6	19.108	27.352	20.680	1:07.140
7	18.945	27.232	20.884	1:07.061
8	19.271	27.573	20.871	1:07.715
9	19.333	27.683	20.792	1:07.808
10	19.027	27.279	20.643	1:06.949
11	18.865	27.538	20.826	1:07.229

Tours Secteur 1 Secteur 2 Secteur 3 mps au tour

N°5 CAPIETTO Guillaume

1	20.037	26.431	20.366	1:06.834
2	18.386	26.230	20.516	1:05.132
3	18.355	26.393	20.466	1:05.214
4	18.258	26.484	20.391	1:05.133
5	18.177	26.554	20.369	1:05.100
6	18.271	26.316	20.515	1:05.102
7	18.458	26.254	20.331	1:05.043
8	18.339	26.659	20.666	1:05.664
9	18.316	26.476	20.422	1:05.214
10	18.280	26.536	20.928	1:05.744
11	18.389	26.529	20.748	1:05.666

N°6 ROBILLOT Arnaud

1	19.847	27.319	20.637	1:07.803
2	18.539	26.677	20.544	1:05.760
3	18.495	26.626	20.679	1:05.800
4	18.434	26.910	20.667	1:06.011
5	18.541	26.926	21.008	1:06.475
6	18.791	26.580	20.473	1:05.844
7	18.655	27.263	20.789	1:06.707
8	18.675	26.601	20.521	1:05.797
9	18.566	26.671	20.822	1:06.059
10	18.722	26.549	20.537	1:05.808
11	18.532	26.865	20.775	1:06.172

N°7 MADDALENA Eddy

1	22.355	27.955	21.211	1:11.521
2	19.476	27.903	21.063	1:08.442
3	19.346	27.493	21.016	1:07.855
4	19.448	27.775	20.740	1:07.963
5	19.233	27.616	20.765	1:07.614
6	19.130	27.416	21.017	1:07.563
7	19.126	27.380	20.878	1:07.384
8	19.036	27.432	20.891	1:07.359
9	18.913	27.237	20.725	1:06.875
10	19.138	27.498	20.695	1:07.331
11	18.900	27.320	20.768	1:06.988

N°9 MORONI Rodolphe

1	21.633	27.940	21.476	1:11.049
2	19.144	27.826	20.688	1:07.658
3	19.004	27.412	20.902	1:07.318
4	18.728	27.464	20.482	1:06.674
5	18.678	27.451	20.432	1:06.561
6	18.765	26.925	20.657	1:06.347
7	18.771	26.798	20.911	1:06.480
8	18.590	26.665	20.525	1:05.780
9	19.039	26.759	20.594	1:06.392
10	18.628	26.638	20.449	1:05.715

Tours Secteur 1 Secteur 2 Secteur 3 mps au tour

11 18.486 26.910 20.558 1:05.954

N°10 MORANDI Laurent

1	20.264	27.308	20.913	1:08.485
2	18.555	26.851	20.942	1:06.348
3	18.543	26.927	20.682	1:06.152
4	18.889	26.864	20.445	1:06.198
5	18.697	26.763	20.611	1:06.071
6	18.447	27.068	20.468	1:05.983
7	18.504	27.158	20.788	1:06.450
8	18.680	26.930	20.740	1:06.350
9	18.615	27.026	20.540	1:06.181
10	18.585	26.758	20.675	1:06.018
11	18.550	26.896	20.524	1:05.970

N°11 GUILVERT Gregory


1	20.022	26.688	20.354	1:07.064
2	18.738	26.409	20.694	1:05.841
3	18.562	26.494	20.504	1:05.560
4	18.495	26.785	20.438	1:05.718
5	18.598	26.397	20.454	1:05.449
6	18.411	26.236	20.788	1:05.435
7	18.218	26.504	20.474	1:05.196
8	18.252	26.558	20.310	1:05.120
9	18.485	26.467	20.395	1:05.347
10	18.225	26.067	20.504	1:04.796
11	18.118	26.356	20.572	1:05.046

N°12 VALLEE Stéphane

1	20.271	27.346	20.797	1:08.414
2	18.514	26.722	21.207	1:06.443
3	18.436	26.741	20.704	1:05.881
4	18.709	26.915	22.208	1:07.832
5	18.861	27.410	20.743	1:07.014
6	18.997	27.235	20.949	1:07.181
7	19.118	27.236	20.885	1:07.239
8	18.941	27.568	20.892	1:07.401
9	18.923	27.405	20.776	1:07.104
10	18.871	27.050	20.671	1:06.592
11	18.648	27.196	21.310	1:07.154

N°14 TARDIVOT Ludovic

1	21.040	28.468	21.386	1:10.894
2	19.270	27.670	21.312	1:08.252
3	19.389	27.659	21.036	1:08.084
4	19.504	27.657	20.824	1:07.985
5	19.193	27.350	20.938	1:07.481
6	19.337	27.319	21.002	1:07.658
7	19.039	27.234	20.922	1:07.195
8	19.040	27.606	21.689	1:08.335
9	19.216	27.538	21.039	1:07.793



KZ G

Chp.IDF KZ G Pre-Final (PF) Analyse des tours

Pour information, sans valeur officielle

Tours	Secteur 1	Secteur 2	Secteur 3	emps au tour
10	19.214	27.707	20.994	1:07.915
11	19.233	27.641	21.496	1:08.370

Tours	Secteur 1	Secteur 2	Secteur 3	emps au tour
9	19.479	27.586	21.246	1:08.311
10	18.833	26.825	20.687	1:06.345
11	19.063	26.986	20.432	1:06.481

N°17 WEISSEN Laurent

1	20.211	27.567	20.702	1:08.480
2	18.628	26.885	20.568	1:06.081
3	18.738	26.827	20.719	1:06.284
4	18.755	26.720	20.725	1:06.200
5	18.680	26.859	20.631	1:06.170
6	18.870	26.783	20.580	1:06.233
7	18.753	26.866	20.635	1:06.254
8	18.625	26.801	20.480	1:05.906
9	18.766	27.025	20.627	1:06.418
10	18.559	27.110	20.797	1:06.466
11	18.570	26.892	20.629	1:06.091

N°44 GALICHON Emmanuel

1	20.017	27.375	20.669	1:08.061
2	18.447	26.778	20.450	1:05.675
3	18.547	26.545	20.481	1:05.573
4	18.286	26.571	20.461	1:05.318
5	18.361	28.260	21.161	1:07.782
6	18.973	26.831	20.552	1:06.356
7	18.332	26.559	20.369	1:05.260
8	18.340	26.554	20.367	1:05.261
9	18.264	26.132	20.091	1:04.487
10	18.137	26.474	19.863	1:04.474
11	17.912	26.177	20.008	1:04.097

N°18 LEROY Philippe

1	20.777	27.704	21.013	1:09.494
2	19.590	27.804	20.949	1:08.343
3	19.347	27.548	20.762	1:07.657
4	19.124	27.486	20.631	1:07.241
5	19.008	27.440	21.154	1:07.602
6	19.204	27.246	21.434	1:07.884
7	18.926	27.365	20.717	1:07.008
8	19.351	27.574	21.041	1:07.966
9	19.446	27.704	21.601	1:08.751
10	19.055	27.597	20.817	1:07.469
11	18.863	27.268	20.791	1:06.922

N°55 GROSSO Emilien

1	20.006	26.871	20.325	1:07.202
2	18.314	26.369	20.156	1:04.839
3	18.642	26.520	20.246	1:05.408
4	18.387	26.351	20.463	1:05.201
5	18.344	26.298	20.341	1:04.983
6	18.130	26.420	20.329	1:04.879
7	18.261	26.167	20.373	1:04.801
8	18.398	26.285	20.558	1:05.241
9	18.266	26.563	20.278	1:05.107
10	18.356	26.525	20.351	1:05.232
11	18.349	26.592	20.355	1:05.296

N°20 FAIVRE Jean-Christophe

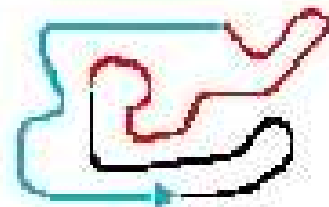
1	20.475	28.261	21.416	1:10.152
2	19.520	27.543	20.984	1:08.047
3	19.284	27.538	21.523	1:08.345
4	19.620	27.703	21.200	1:08.523
5	19.487	27.476	21.319	1:08.282
6	19.224	27.881	21.067	1:08.172
7	19.440	27.812	20.914	1:08.166
8	19.254	27.742	21.339	1:08.335
9	19.726	27.626	21.439	1:08.791
10	19.459	27.860	21.362	1:08.681
11	19.482	28.098	21.247	1:08.827

N°24 GOLLART Anthony

1	20.741	27.930	21.102	1:09.773
2	19.531	27.729	21.133	1:08.393
3	19.226	27.563	20.704	1:07.493
4	19.161	27.522	20.638	1:07.321
5	19.219	27.474	20.593	1:07.286
6	19.420	27.156	20.454	1:07.030
7	19.026	27.314	20.819	1:07.159
8	19.418	27.785	20.928	1:08.131



Chp.Île de France
Le Mans 25-26 Avril 2015



Document 11

KZ G

Chp.IDF KZ G
Pre-Final (PF)
Grille de départ

Sous réserve du contrôle technique ou d'incidents d'ordre sportif

	10	19	MARTINS Wilfried	
9	MORONI Rodolphe	9	3	DA COSTA François
20	FAIVRE Jean-Christophe	8	24	GOLLART Anthony
14	TARDIVOT Ludovic	7	17	WEISSEN Laurent
18	LEROY Philippe	6	4	BASTID Didier
1	ETEKI Martin	5	7	MADDALENA Eddy
10	MORANDI Laurent	4	6	ROBILLOT Arnaud
12	VALLEE Stéphane	3	55	GROSSO Emilien
44	GALICHON Emmanuel	2	2	DZIADUS Laurent
11	GUILVERT Gregory	1	5	CAPIETTO Guillaume

POLE POSITION

